

Sanne

CHAIR











PRODUCT INFO

Measurements

	Width	Depth	Height	Seat height	Arm height
without arm	56 cm	65 cm	88 cm	48 cm	
with arm	63 cm	65 cm	88 cm	48 cm	67 cm

Frame

extentension		caps	
Old Glory	16 mm 	ball floor cap with felt	16 mm 
Black epoxed	12 mm 	cap with felt	12 mm 
Black epoxed	16 mm 	ball floor cap with felt	16 mm 
Copper	16 mm 	ball floor cap with felt	16 mm 

Technical data

weight	without arm	with arm	
	9 kg	12 kg	
construction	lower frame	upper frame	
	steel & wood	steel & wood	
filling	seat	back	arm
	foam HR 38 kg/m ³	polyether SG 20 kg/m ³	comripol
	fiberfill 100 gr/m ²	fiberfill 100 gr/m ²	fiberfill 100 gr/m ²
suspension	seat		
	nosag 3,8 mm		

Design

Jess Original 2014

Special requirements on request. All sizes are approximates. Due to design and selected comfort level the initiation of folds is inevitable.



Sanne

WITH WEELS



PRODUCT INFO

Measurements

	Width	Depth	Height	Seat height	Arm height
without arm	56 cm	65 cm	88 cm	48 cm	
with arm	63 cm	65 cm	88 cm	48 cm	67 cm

Frame

extension	caps
Old Glory 16 mm 	wheels 36 mm 

Technical data

weight	without arm	with arm	
	9 kg	12 kg	
construction	lower frame	upper frame	
	steel & wood	steel & wood	
filling	seat	back	arm
	foam HR 38 kg/m ³	polyether SG 20 kg/m ³	comripol
	fiberfill 100 gr/m ²	fiberfill 100 gr/m ²	fiberfill 100 gr/m ²
suspension	seat		
	nosag 3,8 mm		

Design

Jess Original 2014

Special requirements on request. All sizes are approximates. Due to design and selected comfort level the initiation of folds is inevitable.

Sanne

SWIVEL





PRODUCT INFO

Measurements

	Width	Depth	Height	Seat height	Arm height
without arm	56 cm	65 cm	88 cm	48 cm	
with arm	63 cm	65 cm	88 cm	48 cm	67 cm

Frame

extention	caps
Old Glory 16 mm 	ball floor cap with felt 16 mm 

Technical data

weight	without arm	with arm		
	10 kg	13 kg		
construction	lower frame	upper frame	swivel	
	steel & wood	steel & wood	360° rotary system	
filling	seat	back	arm	
	foam HR 38 kg/m ³	polyether SG 20 kg/m ³	comripol	
	fiberfill 100 gr/m ^{2v}	fiberfill 100 gr/m ²	fiberfill 100 gr/m ²	
suspension	seat			
	nosag 3,8 mm			

Design

Jess Original 2019

Special requirements on request. All sizes are approximates. Due to design and selected comfort level the initiation of folds is inevitable.

Sanne

CHAIR

Without arm, copper



With arm, copper



With weels, old glory

